












HELP! Something isn't working!

What is it?	What to do:	Scan for More Info
	<ul style="list-style-type: none"> - Charge it - Sync/Connect it Hold the device close to the student's earpiece(s) and click the right (-) button - Call Audiologist/DHH Teacher 	<div style="display: flex; justify-content: space-around; align-items: center;"> <div style="text-align: center;">  Video </div> <div style="text-align: center;">  Cheat Sheet </div> </div>
	<ul style="list-style-type: none"> - Make sure student's hearing aids are on and working - Check for rust/corrosion - Sync/Connect (see above) - Call Audiologist/DHH Teacher 	<p><i>See above</i></p>
	<ul style="list-style-type: none"> - Charge it - Sync/Connect it Hold the Roger Pen close to the student's earpiece and push the connect button (middle button) - Call Audiologist/DHH Teacher 	 Cheat Sheet
	<ul style="list-style-type: none"> - Charge it - Sync/Connect it Hold the Roger Clip On Mic close to the student's earpiece and push the connect button (bottom button) - Call Audiologist/DHH Teacher 	 Cheat Sheet
	<ul style="list-style-type: none"> - Check the battery - Change the battery - Check for earwax clogging the hearing aid - Check for moisture in the tubing - Call Audiologist/DHH Teacher 	<div style="display: flex; justify-content: space-around; align-items: center;"> <div style="text-align: center;">  Video Phonak hearing aid </div> <div style="text-align: center;">  Video Oticon hearing aid </div> </div>

When in doubt, contact your Educational

Audiologist or DHH Itinerant 😊

Amanda Levy, Educational Audiologist
 (760) 331-5933
 Amanda.levy@sdcoe.net

Linda Dye, Educational Audiologist
 (760) 331-5933.
 Linda.dye@sdcoe.net