





DHH Equipment Vocabulary for Teachers and Staff

Equipment	Name	Function
	Hearing Aid	Picks up sound and amplifies it so it is loud enough to be heard by a person with a hearing loss. Found in a variety of shapes and sizes.
	Cochlear Implant Processor	Picks up sound and sends it into a surgically implanted device in the student's inner ear, allowing a student to hear
	Inspiro Transmitter OR Roger Inspiro Transmitter (if you see the word Roger on the front)	Sends the wearer's voice directly to the receivers attached to the student's hearing aid or cochlear implant
	Roger Pen Transmitter	Sends the wearer's voice directly to the receivers attached to the student's hearing aid or cochlear implant
	Clip-On Mic Transmitter	Sends the wearer's voice directly to the receivers attached to the student's hearing aid or cochlear implant
	Touchscreen Mic Transmitter	Sends the wearer's voice directly to the receivers attached to the student's hearing aid or cochlear implant

DHH Equipment Vocabulary for Teachers and Staff

	<p>Pass-around Microphone</p>	<p>Can be passed around the class during popcorn reading or when classmates answer questions; sends the user's voice directly to the student's hearing aids/cochlear implants with receivers</p>
	<p>Receivers</p>	<p>Pick up the voice from the person wearing a transmitter (such as an Inspiro, Roger Inspiro, Roger Touchscreen Mic, Roger Pen, or Roger Clip On Mic)</p>
	<p>Audio Shoes</p>	<p>Allows a receiver to be connected to a hearing aid</p>
	<p>Soundfield System</p> <p>Left: Body-worn Microphone Middle: Speaker Right: pass-around microphone</p> <p>Under the pass-around microphone: Charging dock</p>	<p>Amplifies a teacher's voice so that the entire class can hear better and the teacher doesn't have to strain their voice.</p>