

DHH SoundOff! October 2016 Edition

Dear Teachers and Staff,

Happy October!

If you're reading this, chances are you are the teacher or case manager of a Deaf or Hard of Hearing (DHH) student this school year who uses specialized listening equipment in class. The purpose of this email is to check in and make sure you know who to contact if you need help regarding a student's equipment, and provide some important information.

Contact Information

The two NCCSE Audiologists, Dr. Linda Dye and Dr. Amanda Levy, serve all of the districts in North County. See below to find out which Audiologist is assigned to your district, and how to contact them. We also have a fantastic Audiology Aide, Tara Thompson. Her contact information is listed too.

| | |
|------------------------------------------------------------------------------------------------------------------------------------------|---------------------------------------------------------------------------------------------------------------------------------|
| Dr. Linda Dye – Educational Audiologist Linda.dye@sdcoe.net (760) 331-5933 | Dr. Amanda Levy – Educational Audiologist Amanda.levy@sdcoe.net (760) 331-5610 |
| Mainly Serving Districts: Carlsbad, Oceanside, Solana Beach, Del Mar, Encinitas, San Dieguito, Cardiff, and Rancho Santa Fe | Mainly Serving Districts: San Marcos, Vista, Fallbrook Elementary, Fallbrook High, Bonsall, Vallecitos |
| Tara Thompson – Audiology Aide Tara.thompson@sdcoe.net (760) 331-5933 | |

Your student may have a DHH Itinerant Teacher working with them. If you're not sure who the student's itinerant is, or you don't have their information, please contact us.

Hot Topic: “Help! My student’s equipment isn’t working!”







Something not working the way it should? Don't panic! Here's a link to a handy troubleshooting guide:
http://www.nccse.org/media/files/audiology-resources/DHH_Equipment_Troubleshooting_Guide.pdf

If you need help with your student's equipment, please contact your student's Audiologist or DHH itinerant right away. When you're describing the problem, the more specific you can be, the better!

That's why we'd like to give you a quick vocabulary lesson on the names of the different types of equipment your student may use, since “the thing on her ear” or “the thing on the cord” often leads to a game of 20 questions 😊

If your student's equipment isn't listed below, don't hesitate to ask us if you have any questions.

DHH SoundOff! October 2016 Edition

| Equipment | Name | Function |
|-------------------------------------------------------------------------------------|---------------------------------------------------------------------------------------------------------|--------------------------------------------------------------------------------------------------------------------------------------------------|
|  | Hearing Aid | Picks up sound and amplifies it so it is loud enough to be heard by a person with a hearing loss. Found in a variety of shapes and sizes. |
|  | Cochlear Implant Processor | Picks up sound and sends it into a surgically implanted device in the student's inner ear, allowing a student to hear |
|  | Inspiro Transmitter OR Roger Inspiro Transmitter (if you see the word Roger on the front) | Sends the wearer's voice directly to the receivers attached to the student's hearing aid or cochlear implant |
|  | Roger Pen Transmitter | Sends the wearer's voice directly to the receivers attached to the student's hearing aid or cochlear implant |
|  | Clip-On Mic Transmitter | Sends the wearer's voice directly to the receivers attached to the student's hearing aid or cochlear implant |
|  | Touchscreen Mic Transmitter | Sends the wearer's voice directly to the receivers attached to the student's hearing aid or cochlear implant |

DHH SoundOff! October 2016 Edition

| | | |
|------------------------------------------------------------------------------------|-------------------------------------------------------------------------------------------------------------------------------------------------------------------------|--------------------------------------------------------------------------------------------------------------------------------------------------------------------------------------------------|
|  | <p>Pass-around Microphone</p> | <p>Can be passed around the class during popcorn reading or when classmates answer questions; sends the user's voice directly to the student's hearing aids/cochlear implants with receivers</p> |
|  | <p>Receivers</p> | <p>Pick up the voice from the person wearing a transmitter (such as an Inspiro, Roger Inspiro, Roger Touchscreen Mic, Roger Pen, or Roger Clip On Mic)</p> |
|  | <p>Audio Shoes</p> | <p>Allows a receiver to be connected to a hearing aid</p> |
|  | <p>Soundfield System</p> <p>Left: Body-worn Microphone Middle: Speaker Right: pass-around microphone</p> <p>Under the pass-around microphone: Charging dock</p> | <p>Amplifies a teacher's voice so that the entire class can hear better and the teacher doesn't have to strain their voice.</p> |

Thanks for Tuning In!

That's all for the October Edition of DHH Soundoff! We hope you enjoy Halloween with your students and that you don't have any spooky equipment mishaps. But if you do, you know who to call!

Amanda Levy and Linda Dye
NCCSE Educational Audiologists

Amanda.levy@sdcoe.net

Linda.dye@sdoce.net